



osmo®



WOOD FINISHES

COLOUR AND  
PROTECTION FOR  
THE INTERIOR



**WOOD THAT LASTS.** It takes 100 years for a tree to grow into solid quality. In their 100 years as a company, Osmo has gathered experience in handling wood. Our attention to detail and expertise are devoted to the appropriate processing and long-term preservation of the valuable raw material wood.

**COLOUR THAT PROTECTS.** Only a finish that meets the needs of wood can preserve the natural beauty and durability of wood. More than 40 years ago, Osmo developed microporous wood finishes that are based on natural oils and waxes. With this the company played a pioneering role in the field.

# WOOD MEETS COLOUR

**THE CONNECTION.** Our passion for wood and finishes at Osmo flows directly into modern product development and research. To this day we are still the only manufacturer who completes its value chain with wood finishes developed and produced in-house.

**Wood and colour from one source – a combination you can rely on.**

THIS IS OSMO



NATURALLY OSMO. BECAUSE  
EXPERIENCE ADDS WISDOM.



## LASTING BEAUTY THANKS TO NATURAL OILS AND WAXES

Wood is an organic work material. Its cells can take on and release moisture. Wood breathes. To retain this ability, we have developed wood finishes perfectly geared towards the special properties of wood. Osmo wood finishes are based on natural oils and waxes. Oil penetrates into the wood surface and protects the wood from the inside. Wax forms an elastic, microporous surface and protects the wood from the outside. The wood stays beautiful and elastic for good.

## NATURAL: HEALTHY LIVING

Good for people and good for wood: sunflower, soya, linseed and thistle oils are the basis for our wood finishes. Our natural waxes are approved for the food industry; our pigments do not contain any harmful heavy metals. Dearomatized white spirit ensures that the finishes are easy to apply.

## HIGH COVERAGE: BIG SAVINGS

Osmo wood finishes have an unusually high content of colour pigments and oils. Therefore they offer better coverage and deliver the desired results with as few as one or two coats, and no primer is needed. The bottom line: one can of Osmo wood finish coats much more square metres than a conventional finish. This saves time and money.

## FAST: NO SANDING NEEDED

Forget the time-consuming sanding work. Osmo wood finishes can be easily renovated at any time. To do this, you do not even have to recoat the whole area.

## **Osmo wood finishes – You will notice the difference**

## FLOORING



**POLYX®-OIL ORIGINAL**  
(Page 9)



**POLYX®-OIL ANTI-SLIP / ANTI-SLIP EXTRA** (Page 9)



**POLYX®-OIL EFFECT NATURAL**  
(Page 10)



**POLYX®-OIL RAPID**  
(Page 11)



**POLYX®-OIL EXPRESS**  
(Page 12)



**POLYX®-OIL 2K PURE**  
(Page 13)



**POLYX®-OIL TINTS**  
(Page 14)



**POLYX®-OIL EFFECT SILVER/GOLD**  
(Page 15)



**HARDENER FOR OIL STAIN**  
(Page 16)



**HARDENER FOR POLYX®-OIL EXPRESS**  
(Page 16)



**OIL STAIN**  
(Page 17)



**WOOD WAX FINISH**  
(Page 18-21)



**WOOD WAX FINISH CLEAR EXTRA THIN**  
(Page 25)



**WOOD PUTTY**  
(Page 30)

## FURNITURE / WALLS / CEILINGS



**POLYX®-OIL EFFECT SILVER/GOLD**  
(Page 15)



**WOOD WAX FINISH**  
(Page 18-21)



**INTERIOR WAX**  
(Page 22)



**UVIWAX® UV-PROTECTION**  
(Page 23)



**SPRAY-WAX**  
(Page 24)



**WOOD WAX FINISH CLEAR EXTRA THIN**  
(Page 25)



**TOPOIL**  
(Page 26)



**TOPOIL SURFACE KIT**  
(Page 31)



**WOOD PROTECTOR**  
(Page 27)

CARE



**MAINTENANCE OIL**  
(Page 28)



**LIQUID WAX CLEANER**  
(Page 28)



**INTENSIVE CLEANER**  
(Page 28)



**WASH AND CARE**  
(Page 29)



**CLEANING KIT FOR FLOORS**  
(Page 29)



**SPRAY-MOP**  
(Page 29)



**MAINTENANCE KIT FOR FLOORS**  
(Page 29)



**SPRAY CLEANER**  
(Page 29)



**MAINTENANCE KIT FOR STAIRS**  
(Page 29)



**WOOD FILLER**  
(Page 29)



**POLYX®-OIL CARE AND REPAIR PASTE**  
(Page 29)

TOOLS / ACCESSORIES



**BRUSH CLEANER AND THINNER**  
(Page 29)



**EASY CLEAN**  
(Page 30)



**EASY PADS**  
(Page 30)



**FLAT BRUSH**  
(Page 30)



**FLOOR ROLLER SET**  
(Page 30)



**ROLLER AND BRUSH SET**  
(Page 30)



**FLOOR BRUSH**  
(Page 30)



**SYSTEM TELESCOPIC HANDLE**  
(Page 31)



**PAD HOLDER WITH JOINT**  
(Page 31)



**OIL FINISH APPLICATION SET**  
(Page 31)



**HAND PAD HOLDER**  
(Page 31)



**FLOORXCENTER**  
(Page 31)



**POLYX®-OIL ANTI-SLIP:**

A special product for treating wooden flooring for which higher slip resistance is required.

## POLYX®-OIL ORIGINAL

Especially for the needs of wooden flooring – for a low-maintenance surface that supports a healthy environment!

- > Clear, for interior use
- > Highly recommended for solid wood, plank, strip, OSB and cork flooring; also suitable for furniture surfaces and edge-glued panels
- > Polyx®-Oil Original enhances the colour tone of wood and is wear-resistant, water and dirt-repellent, durable and extremely hard-wearing.
- > Number of coats: two coats on raw wood. For renovation works, normally one coat on a cleaned surface is sufficient – without sanding!
- > Can sizes: 0.375 L; 0.75 L; 2.50 L; 10 L; 25 L
- > 1 liter covers approx. 24 m<sup>2</sup> with 1 coat.


Also available with SOLAS certificate for shipbuilding upon request.



Apply with:



3011 Clear Glossy



3032 Clear Satin




3065 Clear Semi-matt



3062 Clear Matt

## POLYX®-OIL ANTI-SLIP/ANTI-SLIP EXTRA



3088 Clear  
Semi-matt (R9)  
slip-resistant



3089 Clear  
Satin (R11)  
extra slip-resistant





## POLYX®-OIL EFFECT NATURAL

Especially for lightly coloured wooden flooring – for a finish without the “permanent wet effect“!

- > Transparent, matt, for interior use
- > Highly recommended for solid wood, plank, strip, OSB and cork flooring; also for furniture surfaces and edge-glued panels
- > Polyx®-Oil Effect Natural preserves the natural character of wood.
- > Number of coats: For flooring, maximum one coat with Polyx®-Oil Effect Natural. The second coat is to be carried out with a clear Osmo Polyx®-Oil.
- > Can sizes: 0.75 L; 2.5 L; 25 L
- > 1 litre covers approx. 30 m<sup>2</sup> with one coat.



Apply with:



3041 Natural

Only suitable for lightly coloured wood species!



## POLYX®-OIL RAPID

The renowned Osmo Polyx®-Oil in a fast drying version – for two coats in only one day!

- > Clear or transparent, for interior use
- > Highly recommended for solid wood, plank, strip, OSB and cork flooring
- > Polyx®-Oil Rapid enhances the colour tone of wood and is wear-resistant, water and dirt-repellent, durable and extremely hard-wearing.
- > Number of coats: two coats on raw wood. For renovation works, normally one thin coat applied to a clean and dry surface is sufficient – without sanding!
- > Can sizes: 0.75 L; 2.50 L; 10 L; 25 L
- > 1 litre covers approx. 24 m<sup>2</sup> with one coat.



Apply with:



3240 White\*  
Transparent



3232 Clear Satin



3262 Clear Matt



## POLYX®-OIL EXPRESS

The fast drying Polyx®-Oil for the professional user – also suitable for oily and resinous hardwoods!

- > Clear, for interior use
- > Highly recommended for solid wood, plank, strip, OSB and cork flooring.
- > Polyx®-Oil Express enhances the colour tone of wood and is wear-resistant, water and dirt-repellent, durable and extremely hard-wearing.
- > Number of coats: two coats on raw wood. For renovation works, normally one coat on a cleaned surface is sufficient – without sanding!
- > In combination with Hardener 6632, even faster drying times can be achieved.
- > Can sizes: 0.75 L; 2.50 L; 10 L; 25 L
- > 1 litre covers approx. 24 m<sup>2</sup> with one coat.



Apply with:



3332 Clear Satin



3362 Clear Matt



## POLYX®-OIL 2K PURE

The renowned Polyx®-Oil as a two-component oil, free of solvents and water!

- > Clear, satin, for interior use
- > Highly recommended for parquet and wooden flooring, such as solid wood, plank and strip flooring.
- > Polyx®-Oil 2K Pure is solely intended for machine processing and dries particularly fast, is microporous, water and dirt-repellent, durable and extremely hard-wearing.
- > Number of coats: two coats on raw wood. For renovation works, normally one coat on a cleaned surface is sufficient – without sanding!
- > Can sizes: 1.0 L
- > 1 litre covers approx. 40-50 m<sup>2</sup> with one coat.



Apply with:



6125 Clear on Spruce



## POLYX®-OIL TINTS

Our renowned Polyx®-Oil in a tinted version – for individually coloured wood flooring!

- > Transparent, satin, for interior use
- > Highly recommended for solid wood, plank, strip, OSB and cork flooring; also suitable for furniture surfaces and edge-glued panels
- > Polyx®-Oil Tints creates a transparent coloured wood surface.
- > Number of coats: max. two coats on raw wood. Apply maximum one coat of Polyx®-Oil Tints to flooring. The second coat is to be carried out with a clear Osmo Polyx®-Oil.
- > Can sizes: 0.75 L; 2.50 L; 10 L; 25 L
- > 1 liter covers approx. 30 m<sup>2</sup> with one coat.



Apply with:



3040 White on Oak



3067 Light Grey on Oak




3071 Honey on Oak



3072 Amber on Oak



3073 Terra on Oak



3074 Graphite on Oak



3075 Black on Oak






## POLYX®-OIL EFFECT SILVER/GOLD

Especially for dark wood species – for a special design effect!


- > Transparent, satin, for interior use
- > Highly recommended for solid wood, plank, strip, OSB and cork flooring; also for furniture surfaces and edge-glued panels
- > Polyx®-Oil Effect Silver/Gold creates shimmering gloss effects on wood surfaces .
- > Number of coats: Apply max. one coat of Polyx®-Oil Effect Silver/Gold to flooring. The second coat is to be carried out with a clear Osmo Polyx®-Oil.
- > Can sizes: 0.75 L; 2.50 L
- > 1 litre covers approx. 30m<sup>2</sup> with one coat.



Apply with:



3091 Silver on Smoked Oak



3092 Gold on Smoked Oak

Optimal for dark wood species like Smoked Oak or Wenge, as well as dark finished wood surfaces.



For especially fast drying properties:  
Osmo hardening additive!  
(6631 for Osmo Oil Stain and 6632 for  
Osmo Polyx®-Oil Express)



## OIL STAIN

Especially for the professional colouring of wooden floors - seamless and individual!


- > Transparent or intensive coloured, for interior use
- > Highly recommended for solid wood, plank, strip, OSB flooring; also for furniture surfaces and edge-glued panels
- > Oil Stain enables the individual colouring of wood surfaces and produces a microporous and breathable surface.
- > Number of coats: for a transparent finish, apply one coat; an intensive finish is achieved by applying a second coat. For long-lasting protection, a top coat with a clear Osmo Polyx®-Oil is recommended.
- > In combination with Hardener 6631, even faster drying times can be achieved.
- > Can sizes: 0.5 L; 1 L; 2.5 L
- > 1 litre covers approx. 24-48 m<sup>2</sup> with one coat.




Apply with:



3501 White  
transparent/intensive



3512 Silver-Grey  
transparent/intensive



3514 Graphite  
transparent/intensive



3516 Jatoba  
transparent/intensive




3518 Light Grey  
transparent/intensive




3519 Natural  
transparent




3541 Havanna  
transparent/intensive



3543 Cognac  
transparent/intensive



3564 Tobacco  
transparent/intensive



3590 Black  
transparent/intensive



ALWAYS APPLY A COLOUR TONE THAT MATCHES THE NATURAL COLOUR TONE OF THE WOOD OR A DARKER TONE!

## WOOD WAX FINISH, TRANSPARENT COLOURS

Transparent and intensive colours – the all-round talent for wood in indoor areas!

- > Transparent or intensive, satin or matt, for the interior
- > Highly recommended for furniture and children's toys, flooring\*, walls, ceilings, doors, mouldings, beams and edge-glued panels
- > Wood Wax Finish results in a water and dirt-repellent surface. It is smudge-proof and stain-resistant.
- > Number of coats: for a transparent finish, apply one coat; for an intensive finish, apply two coats.
- > Can sizes: 0.125 L; 0.375 L; 0.75 L; 2.50 L; 25 L
- > 1 litre covers approx. 24 m<sup>2</sup> with one coat.



Apply with:



3101 Clear  
on Spruce



3102 Lightly  
Steamed Beech



3103 Light Oak  
on Spruce



3111 White  
on Spruce



3118 Granite Grey  
on Spruce



3119 Silk Grey  
on Spruce



3123 Pine  
on Spruce



3136 Birch  
on Spruce




3137 Cherry  
on Spruce



3138 Mahogany  
on Spruce



3143 Cognac  
on Spruce



3161 Ebony  
on Spruce



3164 Oak  
on Spruce



3166 Walnut  
on Spruce



3168 Oak antique  
on Spruce

\* For flooring, a top coat with Polyx<sup>®</sup>-Oil is recommended.






INTENSIVE COLOURS ADD A SPECIAL ACCENT!

## WOOD WAX FINISH, INTENSIVE COLOURS


- > As colour base coat for wooden flooring, apply only one coat. When completely dry, apply a top coat with a clear Polyx®-Oil.
- > All Wood Wax Finishes can be mixed with each other or with a clear Polyx®-Oil Original.
- > Use directly or as the basis for creative colour tones. Ideas for mixing can be found from page 32.



Apply with:



1 coat = transparent finish



2 coats = intensive finish



3104 Red on Spruce



3105 Yellow on Spruce



3125 Blue on Spruce



3131 Green on Spruce



3132 Grey Beige on Spruce



3169 Black on Spruce



3172 Silk on Spruce



3181 Pebble on Spruce



3186 White matt on Spruce



3188 Snow on Spruce

Intensive colours are not available in all sizes.



**FAST  
DRYING**

## INTERIOR WAX

Innovative wood finish with a wax-like character – ideal for the renovation of wooden ceiling panelling!

- > Transparent or opaque, satin, for interior use
- > Highly recommended for furniture and children's toys, walls, ceilings, doors, beams and edge-glued panels
- > Interior Wax is stain-resistant, water-repellent, abrasion-resistant and results in a surface that is pleasant to the touch.
- > Fast drying – two coats in only one day!
- > Number of coats: two coats on raw wood. For renovation, normally one coat applied to a clean and dry surface is sufficient – without sanding!
- > Can sizes: 0.75 L; 2.50 L
- > 1 litre covers approx. 16m<sup>2</sup> with one coat.



Apply with:



7393 White  
Transparent



7394 White  
Opaque



## UVIWAX® UV-PROTECTION

Unique UV protection - ideal for the initial treatment of solid wood wall and ceiling panelling!

- > Clear or transparent, satin, for interior use
- > Highly recommended as a single product application for wall and ceiling panelling, as well as cabinets and doors
- > Uviwax® UV-Protection significantly reduces the natural yellowing process, and the bright, natural colour of the wood is preserved for a long time.
- > Number of coats: two coats on the raw wood. For renovation works, normally one coat applied to a clean and dry surface is sufficient – without sanding!
- > Can sizes: 0.75 L; 2.50 L; 25 L
- > 1 litre covers approx. 16 m<sup>2</sup> with one coat



Apply with:



7200 Clear Satin



7266 White Spruce  
Transparent



photo: © Treppenmeister

## SPRAY-WAX

High quality oil-wax finish – especially developed for professional users!

- > Clear or pigmented, various gloss levels, for interior use
- > Highly recommended for stairs, furniture, worktops
- > Spray-Wax is stain-resistant, water-repellent, abrasion-resistant and results in a surface that is pleasant to the touch.
- > Number of coats: two coats on raw wood. For renovation works, normally one coat applied to a clean and dry surface is sufficient.
- > Can sizes: 2.50 L; 10 L
- > 1 litre covers approx. 24m<sup>2</sup> with one coat.



Apply with:



3009 Clear Semi-matt Anti-Slip (R9)




3084 Clear Matt



3085 Clear Satin




3086 Clear Gloss



3012 White Opaque



3066 White Transparent



3010 Natural



3013 Black Opaque





## WOOD WAX FINISH CLEAR EXTRA THIN

Geared towards the needs of oily and resinous hardwoods – for a low-maintenance surface!

- > Clear, satin, for interior use
- > Highly recommended for hardwoods rich in extractives, such as Merbau, Wenge, Jatoba etc.
- > Deeply penetrating and retains the natural character of the wood. The surface is water-repellent and stays breathable.
- > Number of coats: two coats on raw wood. For renovation works, normally one coat applied to a clean and dry surface is sufficient – without sanding!
- > Can sizes: 0.75 L; 2.50 L; 25 L
- > 1 litre covers approx. 24 m<sup>2</sup> with 1 coat.



Apply with:



1101 Clear  
on Merbau



## TOPOIL

Oil-wax coating – especially developed for wooden furniture surfaces and kitchen worktops!

- > Clear or transparent, satin or matt, for interior use
- > Highly recommended for furniture and kitchen worktops made of wood
- > TopOil makes the wood surface resistant to common household chemicals and stains, water-repellent and abrasion-resistant. It is resistant to saliva and perspiration, food safe as well as suitable for children's toys.
- > Number of coats: two coats on raw wood. For renovation works, normally one coat applied to a clean and dry surface is sufficient – without sanding!
- > Can sizes: 0.5 L
- > 1 litre covers approx. 24 m<sup>2</sup> with 1 coat.



Apply with:



3028 Clear Satin



3058 Clear Matt



3061 Acacia



3068 Natural



## WOOD PROTECTOR


WATER-  
REPELLENT

Biocide-free wax impregnation - specifically for use in wet rooms!

- > Clear, for interior and exterior use
- > In indoor areas, highly recommended for use in wet rooms, such as bathrooms and kitchens; in outdoor areas, highly recommended for sandboxes and playground equipment
- > Wood Protector is extremely water-repellent, does not contain any organic biocides.
- > Number of coats: one coat is sufficient. A top coat with another product from the Osmo product range must be carried out within one week after application.
- > Can sizes: 0.75 L; 2.50 L; 25 L
- > 1 litre covers approx. 8.4 m<sup>2</sup> with one coat.



Apply with:



4006 Clear

### ONLY THE BEST FOR WOOD

Further information about our products can be obtained from your local authorized dealer or found in our Flooring brochure about the topics optimal protection, cleaning/care and renovation and also online at [www.osmo.de/en](http://www.osmo.de/en).

---



#### MAINTENANCE OIL

With Maintenance Oil, dull and matt floors are refreshed. By applying Maintenance Oil at the right time, time-consuming sanding and renovation works can be avoided.

---



#### LIQUID WAX CLEANER

Clear or white transparent. For refreshing dull flooring. Cleans and regenerates at the same time, provides the wood with natural hard waxes.

---



#### INTENSIVE CLEANER

Highly effective, slightly alkine special cleaner for removing stains. Ideal for intensively cleaning oiled-waxed surfaces before the actual surface treatment with Osmo wood finishes – without any sanding.

---



#### SPRAY CLEANER

Clear. For cleaning oiled and waxed furniture surfaces and kitchen worktops. Cleans without damaging the protective oil-wax surface.

---



#### WOOD FILLER

Perfect for patching small cracks and joints in wood. Available in the colour tones: White, Beech, Spruce/Pine, Mahogany and Oak.

---



#### POLYX®-OIL CARE AND REPAIR PASTE

Clear oil-wax combination for repairing small damages in all wood surfaces treated with Polyx®-Oil. Osmo Polyx®-Oil Care and Repair Paste is based on natural plant oils and waxes.



## WASH AND CARE

Cleaning and care concentrate for regular damp maintenance. Especially developed for wood flooring treated with Osmo Polyx®-Oils.

---



## MAINTENANCE KIT FOR FLOORS

The Maintenance Kit for Floors contains 1 litre Wash and Care, 0.4 litre Liquid Wax Cleaner Spray, 3 applicator cloths and comprehensive care instructions for your wooden flooring.

---



## MAINTENANCE KIT FOR STAIRS

Osmo Maintenance Kit for Stairs is ideal for cleaning and refreshing as well as maintaining wooden stairs. The kit contains 250 ml Wash & Care, 200 ml Maintenance Oil, 2 Easy Pads, a polishing pad and comprehensive care instructions for your stairs.

---



## TOPOIL SURFACE KIT

Ideal for the protection of furniture and worktop surfaces made of wood. The kit contains 500 ml TopOil clear matt 3058, 500 ml Spray Cleaner, one Hand Pad Holder, one Oil Finish Applicator Fleece, one buffing fleece and detailed care instructions for wood surfaces.

---



## WOOD PUTTY

For filling small joints (< 2mm) and small damages (e.g. screw holes) in wood flooring and parquet. Universal application for all wood species.

---



## SPRAY-MOP

With this innovative cleaning system, the cleaner (Spray-Fix) is sprayed from a refillable cartridge on the handle directly onto the wooden floor. With machine-washable Active Fibre Mop.

---

## CLEANING KIT FOR FLOORS



For the maintenance and care of wood, synthetic, tiled and natural stone floors. Contains basic mop head plate with connector for Osmo System Telescopic Handle, Dust-Mop, Micro Mop Plush and Active Fibre Cloth.



### EASY PADS

Specialized cloths for cleaning and maintaining oiled/waxed wood surfaces. Also suitable for an even application of Osmo Wood Wax Finish.

---



### EASY CLEAN

For quick hand cleansing and care. Removes oil and wax as well as bitumen, tar, ink and glue effortlessly. No need to rinse with water.

---



### FLAT BRUSH

Available in the widths: 25, 50, 60 and 100 mm. Suitable for the application of all oil-based finishes from Osmo.

---



### ROLLER AND BRUSH SET

For the manual application of all Osmo finishes. Contains roller tray with ridged area, disposable tray inserts (3 pieces), Microfibre Roller (100 mm wide), roller frame with connector for Osmo System Telescopic Handle, Flat Brush (60 mm).

---



### FLOOR ROLLER SET

For the manual application of all hardwax oils. Contains roller tray with ridged area, disposable tray inserts (3 pieces), Microfibre Roller (250 mm wide), roller frame with connector for Osmo System Telescopic Handle.

---



### FLOOR BRUSH WITH HANDLE

Thanks to the ergonomic handle and connector for Osmo System Telescopic Handle, it is suitable for the manual application of Polyx®-Oils and Wood Wax Finishes. Available in the widths 220 and 400 mm.

---



### SYSTEM TELESCOPIC HANDLE

High quality aluminium Telescopic Handle with SoftTouch grip and Quick Connect technology. Adjustable length: 120-200 cm.



## PAD HOLDER WITH JOINT

For the manual application of base coat wood finishes from Osmo and for the intensive cleaning of edges and corners. Includes connector for Osmo System Telescopic Handle.

---



## HAND PAD HOLDER

With Superpads, ideal for the manual application of base coat wood finishes from Osmo. With Oil Finish Applicator Fleece, ideal for the application of Polyx®-Oils and TopOil.

---



## OIL FINISH APPLICATION SET

For the simple and optimal application of all Osmo wood finishes on smooth subsurfaces. Set contains one Hand Pad Holder, two Oil Finish Application Fleece, roller tray 22 x 20 cm and three tray inserts.

---



## FLOORXCENTER

User-friendly single disc machine for cleaning, refreshing, maintaining and colouring oiled floors. Ideal for large areas and for the machine maintenance of your wood flooring.

---



## DECKING AND FLOORING CLEANING MACHINE

Suitable for the home and garden. Loosens and removes dirt in one clean work step. Ask your local dealer!

---






BE CREATIVE – EASILY MIX YOUR OWN COLOUR TONES!


# WOOD WAX FINISH – MIXED COLOUR TONES




Wood Wax Finish 3111 White | **1 coat**




Wood Wax Finish 3188 Snow | **2 coats**




3111 : 3138 | 10 : 1



3188 : 3169 | 10 : 1




3111 : 3138 | 3 : 1




3188 : 3169 | 3 : 1




3111 : 3138 | 1 : 1




3188 : 3169 | 1 : 1




3111 : 3138 | 1 : 3



3188 : 3169 | 1 : 3




3111 : 3138 | 1 : 10



3188 : 3169 | 1 : 10



Wood Wax Finish 3138 Mahogany



Wood Wax Finish 3169 Black

Tip: Remember the mixing ratio so when renovation is necessary the exact colour tone can be re-applied.



IT IS WORTH COMPARING!

## ONE SYSTEM, ALL ADVANTAGES COMBINED



## OIL AND WAX-BASED FINISHING SYSTEM

- > Protects the wood from the inside
- > Does not form a film
- > Forms a protective, microporous surface

## ADVANTAGES

- > The finish penetrates deeply into wood and protects the surface
- > Enhances the natural wood colour
- > Spot repairs can be carried out easily
- > Does not crack, flake or peel
- > Great liquid resistance
- > Easy to maintain

## OTHER SYSTEMS IN COMPARISON



## TRADITIONAL OIL-BASED FINISHING SYSTEM

- > Protects the wood from the inside
- > Does not form a film
- > Does not form a protective surface

## ADVANTAGES OF AN OIL-BASED FINISH

- > The oil penetrates deeply into wood and networks with it
- > Enhances the natural wood colour
- > Spot repairs can be carried out easily
- > Does not crack, flake, or peel

## DISADVANTAGES OF AN OIL-BASED FINISH

- > Insufficient liquid resistance
- > Time-consuming maintenance



## LACQUER AND WATER-BASED FINISHING SYSTEM

- > Protects the wood from the outside
- > Forms a film
- > Forms a thick layer

## ADVANTAGES OF A WATER-BASED FINISH

- > Good liquid resistance
- > Protects against wear
- > Easy maintenance

## DISADVANTAGES OF A WATER-BASED FINISH

- > Renovation is only possible after sanding
- > Spot repairs are not possible
- > The finish cracks, flakes and peels

**Osmo Holz und Color  
GmbH & Co. KG**

Affhüppen Esch 12  
D-48231 Warendorf

Telephone +49 (0)2581/922-100  
Telefax +49 (0)2581/922-200

PO Box 110161  
D-48203 Warendorf

[www.osmo.de/en](http://www.osmo.de/en)  
[info@osmo.de](mailto:info@osmo.de)

---

Please contact us for further information:

